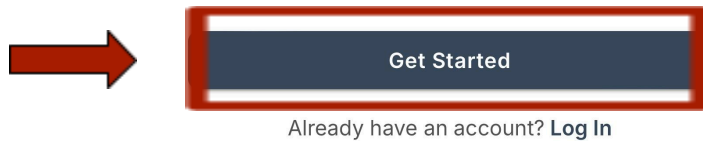





How to Create a CourtReserve Account - Mobile App

1. Once you've downloaded the CourtReserve app, click the 'Get Started' button at the bottom of the screen to begin creating your account
 - *Note: Only one account is needed per family, you can add children and/or a spouse to your account after (instructions are included on this document)*
 - *Note: you'll be creating the account for the parent/legal guardian first if the athlete is under 18 years old*

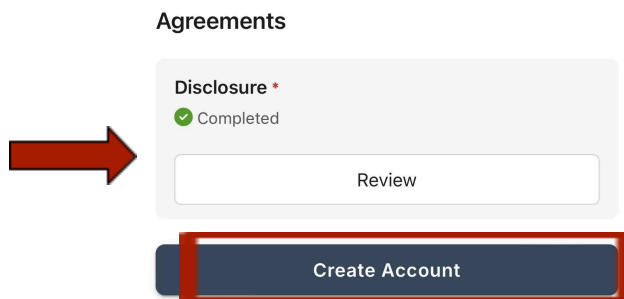


2. Follow the prompted step:
 - Enter your e-mail
 - Create a password
3. Join Organization by searching 'Peak Athletic' into the search bar, select this organization and then press 'Continue' at the bottom of the screen



4. Fill out additional personal information blanks on the screen
5. Enter 'Payment Information' - *a Payment Profile is preferred when joining our organization*

6. Review and agree to the 'Disclosure Agreement' waiver - *check the box and select 'Create Account'*




Agreements

Disclosure *
✔ Completed

Review

Create Account

7. Confirm account creation by selecting 'Yes'

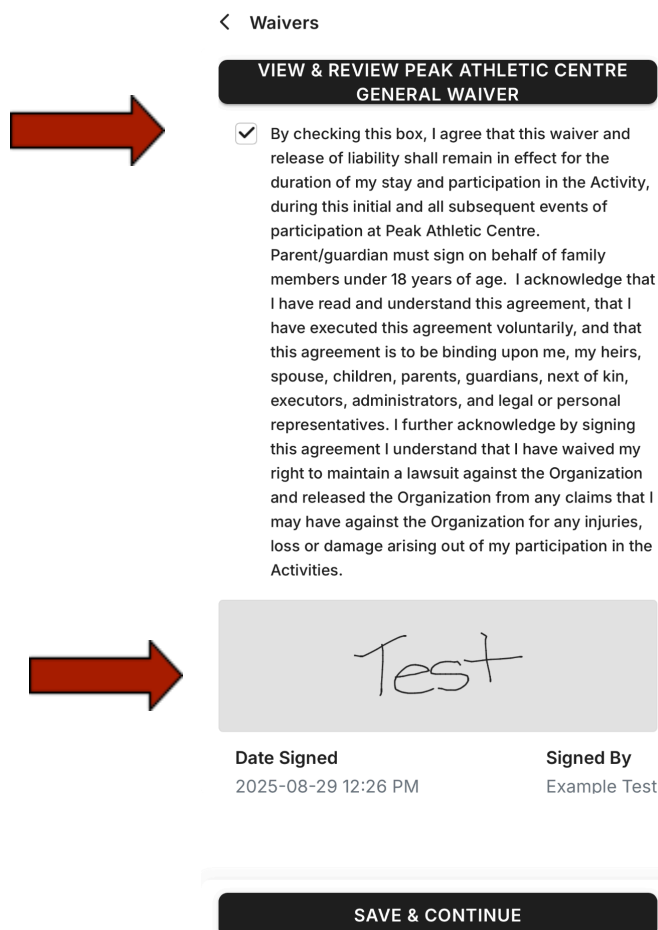


Confirm Account Creation

You are about to create an account and join **Peak Athletic Centre**. Continue with account creation?

Yes Cancel

8. View and review Peak Athletic Centre's general waiver - *check the box and electronically sign the form*



< Waivers

VIEW & REVIEW PEAK ATHLETIC CENTRE GENERAL WAIVER

☒ By checking this box, I agree that this waiver and release of liability shall remain in effect for the duration of my stay and participation in the Activity, during this initial and all subsequent events of participation at Peak Athletic Centre. Parent/guardian must sign on behalf of family members under 18 years of age. I acknowledge that I have read and understand this agreement, that I have executed this agreement voluntarily, and that this agreement is to be binding upon me, my heirs, spouse, children, parents, guardians, next of kin, executors, administrators, and legal or personal representatives. I further acknowledge by signing this agreement I understand that I have waived my right to maintain a lawsuit against the Organization and released the Organization from any claims that I may have against the Organization for any injuries, loss or damage arising out of my participation in the Activities.

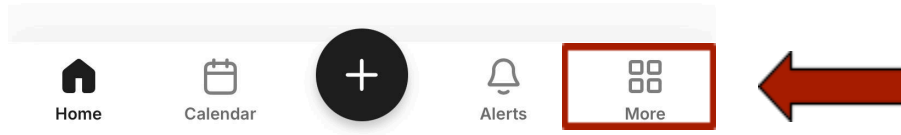


Date Signed
2025-08-29 12:26 PM

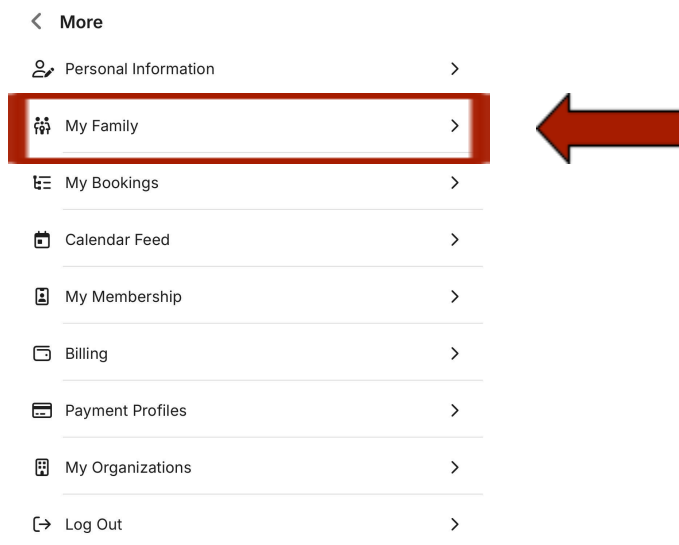
Signed By
Example Test

SAVE & CONTINUE

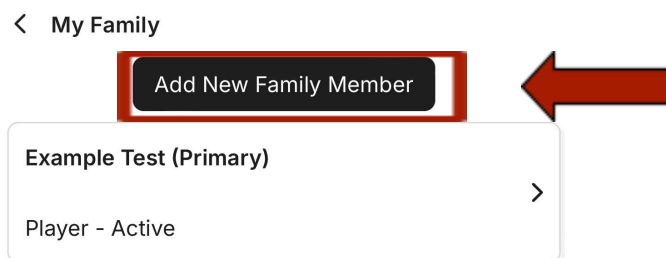
9. Click 'Save and Continue' to finish completing your account
10. To add a child/spouse as a family member, from the home screen click the 'More' icon on the bottom right corner



11. From there, select the 'My Family' option



12. Select 'Add New Family Member'



13. Fill out the required fields - *if members are using the same email address you do not need to create a new email/username/password.*
14. Repeat steps 12 and 13 for any additional family members
15. Congratulations- you've successfully joined Peak Athletic Centre's organization on CourtReserve!